

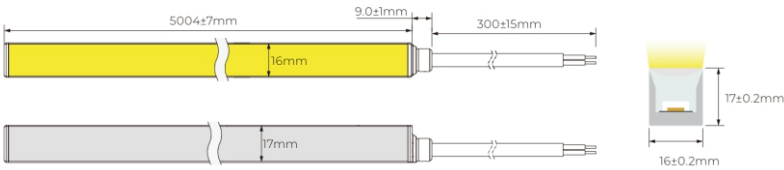
PROTON TOP | Neon Flex



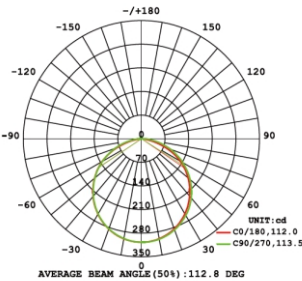
The Neon Flex LED light is a flexible, high-performance linear lighting solution designed to replicate the uniform glow of traditional neon while offering the benefits of modern LED technology. It is ideal for creating striking contour lighting, signage, façade highlights, and decorative accents in outdoor architectural and landscape applications.

Technical Details

Power : 10W
CCT : 2700K 3000K 4000K 6500K Red Green Blue RGBW RGB
CRI : 90
Beam Angle : 110°
Lumen Output : 827lm
Input Voltage : DC 24V
Driver : Dali DMX
Material : Silicon
Finishing Color : White
Size : W16 x H17mm
IP Rating : IP67
Accessories : Aluminum profile IP67 connector



Light Distribution



Light Performance



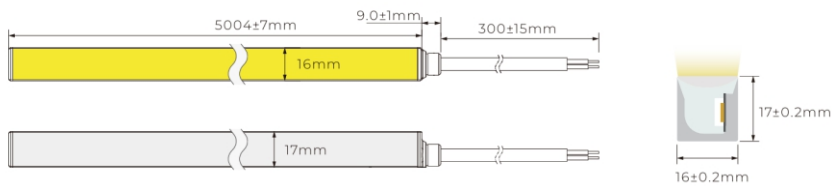
Order Options

Model Code	Power	Lumens	CCT	CRI	Beam	Finish	Size	Accessories
NF-Protontop-LI04	10W	827lm	2700K 3000K 4000K 6500K RED GREEN BLUE RGBW RGB	90	110°	White	W16 x H17mm	Aluminum profile IP67 connector

PROTON SIDE | Neon Flex



The Neon Flex LED light is a flexible, high-performance linear lighting solution designed to replicate the uniform glow of traditional neon while offering the benefits of modern LED technology. It is ideal for creating striking contour lighting, signage, façade highlights, and decorative accents in outdoor architectural and landscape applications.



Technical Details

Power : 10W

CCT : 2700K | 3000K | 4000K | 6500K | Red
Green | Blue | RGBW | RGB

CRI : 90

Beam Angle : 110°

Lumen Output : 720lm

Input Voltage : DC 24V

Driver : Dali | DMX

Material : Silicon

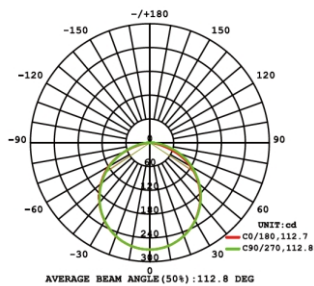
Finishing Color : White

Size : W16 x H17mm

IP Rating : IP67

Accessories : Aluminum profile |
Aluminum mounting clips

Light Distribution



Light Performance



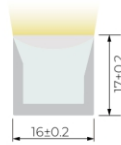
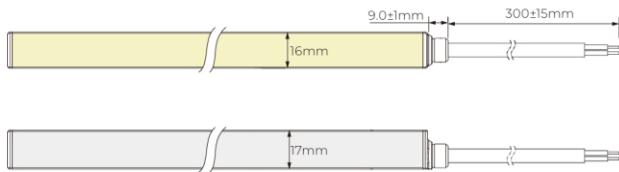
Order Options

Model Code	Power	Lumens	CCT	CRI	Beam	Finish	Size	Accessories
NF-Protonside-LI04	10W	720lm	2700K 3000K 4000K 6500K RED GREEN BLUE RGBW RGB	90	110°	White	W16 x H17mm	Aluminum profile Aluminum mounting clips

PROTON 3D | Neon Flex



The Neon Flex LED light is a flexible, high-performance linear lighting solution designed to replicate the uniform glow of traditional neon while offering the benefits of modern LED technology. It is ideal for creating striking contour lighting, signage, façade highlights, and decorative accents in outdoor architectural and landscape applications.



Technical Details

Power : 10W

CCT : 2700K | 3000K | 4000K | 6500K | Red
Green | Blue | RGBW | RGB

CRI : 90

Beam Angle : 110°

Lumen Output : 713lm

Input Voltage : DC 24V

Driver : Dali | DMX

Material : Silicon

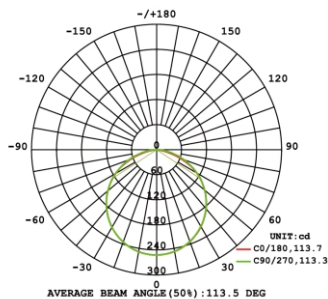
Finishing Color : White

Size : W16 x H17mm

IP Rating : IP67

Accessories : Aluminum profile |
Aluminum mounting clips

Light Distribution



Light Performance

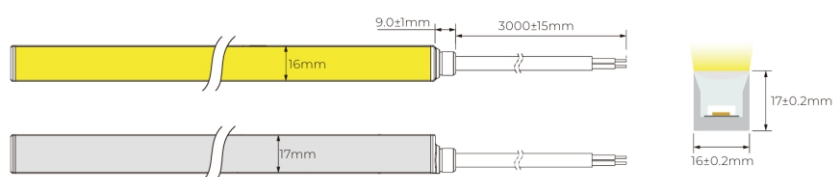


Order Options

Model Code	Power	Lumens	CCT	CRI	Beam	Finish	Size	Accessories
NF-Proton3D-LI04	10W	713lm	2700K 3000K 4000K 6500K RED GREEN BLUE RGBW RGB	90	110°	White	W16 x H17mm	Aluminum profile Aluminum mounting clips



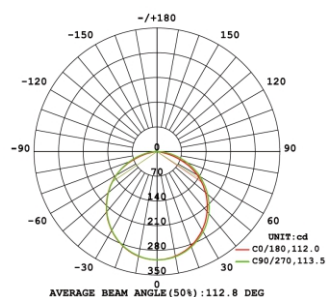
The Neon Flex LED light is a flexible, high-performance linear lighting solution designed to replicate the uniform glow of traditional neon while offering the benefits of modern LED technology. It is ideal for creating striking contour lighting, signage, façade highlights, and decorative accents in outdoor architectural and landscape applications.



Technical Details

Power : 10W
CCT : 2700K 3000K 4000K 6500K RGBW RGB
CRI : 90
Beam Angle : 110°
Lumen Output : 797lm
Input Voltage : DC 24V
Driver : Dali DMX
Material : Silicon
Finishing Color : White
Size : W16 x H17mm
IP Rating : IP68
Accessories : PC profile

Light Distribution




Light Performance



Order Options

Model Code	Power	Lumens	CCT	CRI	Beam	Finish	Size	Accessories
NF-Wave-LI04	10W	797lm	2700K 3000K 4000K 6500K RGBW RGB	90	110°	White	W16 x H17mm	PC profile

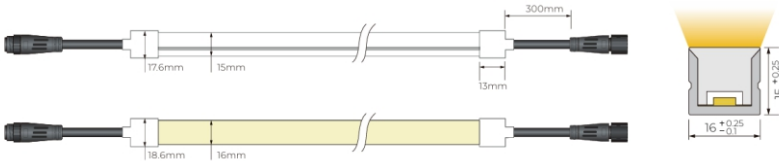
TWILIGHT | Neon Flex



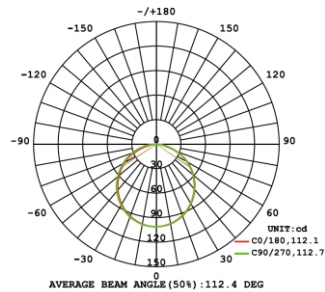
The Neon Flex LED light is a flexible, high-performance linear lighting solution designed to replicate the uniform glow of traditional neon while offering the benefits of modern LED technology. It is ideal for creating striking contour lighting, signage, façade highlights, and decorative accents in outdoor architectural and landscape applications.

Technical Details

Power : 12W 15W
CCT : RGBW
CRI : 90
Beam Angle : 110°
Lumen Output : 266lm 329lm
Input Voltage : DC 24V
Driver : DMX
Material : Silicon
Finishing Color : White
Size : W16 x H15mm
IP Rating : IP67
Accessories : Aluminum profile Aluminum mounting clips Stainless steel mounting clips



Light Distribution



Light Performance



Order Options

Model Code	Power	Lumens	CCT	CRI	Beam	Finish	Size	Accessories
NF-Twilight-LI04	12W 15W	266lm 329lm	RGBW	90	110°	White	W16 x H15mm	Aluminum profile Aluminum mounting clips Stainless steel mounting clips